


Independent Auditor's Review Report on the Quarter and Six months ended Unaudited Standalone Financial Results of the Company Pursuant to the Regulation 33 of the SEBI (Listing Obligations and Disclosure Requirements) Regulations, 2015, as amended

To
The Board of Directors,
Saraswati Commercial (India) Limited

1. We have reviewed the accompanying statement of Unaudited Standalone Financial Results of Saraswati Commercial (India) Limited ("the Company") for the quarter and six months ended September 30, 2024 (the "statement") attached herewith, being submitted by the Company pursuant to the requirements of Regulation 33 of SEBI (Listing Obligations and Disclosures Requirements) Regulations 2015, as amended ("the regulation"), read with SEBI circular No. CIR/CFD/CMD1/44/2019 dated March 29, 2019 ("the Circular").
2. The preparation of the Statement in accordance with the recognition and measurement principles laid down in the Indian Accounting Standard 34, (Ind AS 34) 'Interim Financial Reporting' prescribed under Section 133 of the Companies Act, 2013, read with the Circular and other recognised practises and policies is the responsibility of the Company's management and has been approved by the Board of Directors of the Company. Our responsibility is to express a conclusion on the Statement based on our review.
3. We conducted our review in accordance with the Standard on Review Engagement (SRE) 2410, 'Review of Interim Financial Information Performed by the Independent Auditor of Entity', issued by the Institute of Chartered Accountants of India. This standard requires that we plan and perform the review to obtain moderate assurance as to whether the financial statements are free of material misstatement. A review is limited primarily to inquiries of company personnel and analytical procedures applied to financial data and thus provides less assurance than an audit. We have not performed the audit and accordingly, we do not express an audit opinion.
4. Based on our review conducted as above, nothing has come to our attention that causes us to believe that the accompanying Statement, prepared in accordance with recognition and measurement principles laid down in the applicable Indian Accounting Standards specified under Section 133 of the Act, read with relevant rules issued thereunder and other recognised accounting practises and policies has not disclosed the information required to be disclosed in terms of Regulation 33 of the SEBI (Listing Obligations and Disclosure




Requirements) Regulations, 2015, as amended , read with the Circulars, including the manner in which it is to be disclosed, or that it contains any material misstatement.

For Ajmera Ajmera & Associates.

Chartered Accountants

Firm Registration No: 123989W



Sandeep Ajmera

Partner

Membership No. 48277

Place: Mumbai

Date: 12/11/2024

UDIN : 24048277BKEIWW6458



SARASWATI COMMERCIAL (INDIA) LIMITED

CIN : L51909MH1983PLC166605

Regd. Office : 209-210, Arcadia Building, 195, Nariman Point, Mumbai - 400 021

Tel. : 022-40198600, Fax : 022-40198650; Website: www.saraswaticommercial.com; Email: saraswati.investor@gcvl.in

STATEMENT OF UNAUDITED STANDALONE FINANCIAL RESULTS FOR THE QUARTER AND SIX MONTHS ENDED SEPTEMBER 30, 2024

(Rs. in Lakhs except sr.no. 10)

Sr. No	Particulars	Quarter ended			Six months ended		Year ended
		September 30, 2024 (Unaudited)	June 30, 2024 (Unaudited)	September 30, 2023 (Unaudited)	September 30, 2024 (Unaudited)	September 30, 2023 (Unaudited)	March 31, 2024 (Audited)
1	Income						
(i)	Revenue from operations						
	(a) Interest income	117.55	35.66	129.14	153.21	211.58	404.29
	(b) Dividend income	193.54	48.21	166.81	241.75	196.02	203.17
	(c) Net gain on fair value changes	7,519.80	6,737.51	2,560.79	14,257.31	5,402.31	12,226.11
	Total revenue from operations	7,830.89	6,821.38	2,856.74	14,652.27	5,809.91	12,833.57
(ii)	Other Income	-	-	9.62	-	9.62	-
	Total Income (i+ii)	7,830.89	6,821.38	2,866.37	14,652.27	5,819.53	12,833.57
2	Expenses						
	(a) Finance costs	14.81	6.37	42.04	21.18	88.53	168.34
	(b) Impairment on financial instruments	33.39	0.14	(2.65)	33.54	14.21	0.62
	(c) Employee benefits expense	68.12	56.53	37.40	124.65	70.45	232.53
	(d) Depreciation expenses	0.27	0.19	0.14	0.46	0.25	0.54
	(e) Other expenses	58.48	76.22	25.28	134.70	44.65	84.47
	Total expenses	175.07	139.46	102.21	314.52	218.09	486.51
3	Profit before tax (1 - 2)	7,655.82	6,681.93	2,764.16	14,337.75	5,601.44	12,347.06
4	Tax expenses						
	(a) Current tax	1,063.53	914.10	176.00	1,977.63	277.00	1,146.00
	(b) Deferred tax	259.72	523.17	206.76	782.89	501.19	809.54
	(c) Tax adjustment of earlier years (net)	-	-	0.93	-	0.93	0.91
	Total tax expenses	1,323.25	1,437.27	383.69	2,760.52	779.12	1,956.45
5	Net profit after tax (3 - 4)	6,332.58	5,244.66	2,380.46	11,577.23	4,822.32	10,390.61
6	Other Comprehensive Income						
	(a) Items that will not be reclassified to profit or loss						
	Equity Instruments through other comprehensive income	2,473.11	4,318.93	505.15	6,792.04	2,091.09	17,244.10
	(b) Income tax on the above	(362.11)	(1,715.09)	(72.97)	(2,077.19)	(216.40)	(1,950.01)
	Total Other Comprehensive Income (a + b)	2,111.00	2,603.84	432.19	4,714.84	1,874.69	15,294.10
7	Total Comprehensive Income (5 + 6)	8,443.58	7,848.50	2,812.65	16,292.08	6,697.01	25,684.71
8	Paid up Equity share capital (Face value Re.10/- per share)	102.99	102.99	102.99	102.99	102.99	102.99
9	Other equity (excluding revaluation reserve)						68,928.01
10	Earnings per share (Rs) (Face value of RS 10/- each)						
	Basic (not annualised)	614.86	509.23	231.13	1,124.08	468.22	1008.37*
	Diluted (not annualised)	614.86	509.23	231.13	1,124.08	468.22	1008.37*

*annualised.



SARASWATI COMMERCIAL (INDIA) LIMITED

CIN : L51909MH1983PLC166605

Regd. Office : 209-210, Arcadia Building, 195, Nariman Point, Mumbai - 400 021

Tel. : 022-40198600, Fax : 022-40198650; Website: www.saraswaticommercial.com; Email: saraswati.investor@gcvl.in

STATEMENT OF STANDALONE ASSETS AND LIABILITIES

(Rs. In Lakhs)

Sr. No	Particulars	Six months ended	Year ended
		As at September 30, 2024	As at March 31, 2024
		Unaudited	Audited
	ASSETS		
(1)	Financial Assets		
	(a) Cash and cash equivalents	7.55	259.86
	(b) Receivables Trade receivables	-	141.80
	(c) Loans	8,428.62	198.92
	(d) Investments	86,710.15	74,927.27
	(e) Stock in trade (securities held for trading)	7.34	11.44
	(f) Other financial assets	158.28	0.01
	Total Financial Assets	95,311.95	75,539.30
(2)	Non-financial Assets		
	(a) Current tax assets (net)	-	10.75
	(b) Property, Plant and Equipment	4.54	4.14
	(c) Other non-financial assets	147.79	206.17
	Total Non-financial Assets	152.33	221.06
	TOTAL ASSETS	95,464.27	75,760.36
	LIABILITIES AND EQUITY		
	LIABILITIES		
(1)	Financial Liabilities		
	(a) Payables Trade payables		
	-total outstanding dues of micro and small enterprises	0.06	0.05
	-total outstanding dues of creditors other than micro and small enterprises	93.80	1,335.71
	(b) Borrowings (other than debt securities)	509.56	-
	(c) Other financial liabilities	32.47	56.95
	Total Financial Liabilities	635.89	1,392.71
(2)	Non-financial liabilities		
	(a) Current tax liabilities (net)	1,376.51	-
	(b) Provisions	51.30	48.12
	(c) Deferred tax liabilities (net)	8,074.62	5,287.91
	(d) Other non-financial liabilities	2.87	0.62
	Total Non-financial Liabilities	9,505.30	5,336.65
(3)	EQUITY		
	(a) Equity share capital	102.99	102.99
	(b) Other equity	85,220.09	68,928.01
	Total Equity	85,323.08	69,031.00
	TOTAL LIABILITIES AND EQUITY	95,464.27	75,760.36



SARASWATI COMMERCIAL (INDIA) LIMITED

CIN : L51909MH1983PLC166605

Regd. Office : 209-210, Arcadia Building, 195, Nariman Point, Mumbai - 400 021

Tel. : 022-40198600, Fax : 022-40198650; Website: www.saraswaticommercial.com; Email: saraswati.investor@gcvl.in

STATEMENT OF STANDALONE CASH FLOWS

(Rs. In Lakhs)

Particulars	Six months ended				For the year ended	
	September 30, 2024 (Unaudited)	September 30, 2024 (Unaudited)	September 30, 2023 (Unaudited)	September 30, 2023 (Unaudited)	March 31, 2024 (Audited)	March 31, 2024 (Audited)
A. Cash flow from operating activities						
Net profit before tax		14,337.75		5,601.44		12,347.06
<i>Adjustments for:</i>						
Depreciation expenses	0.46		0.25		0.54	
Provision for leave encashment	3.18		0.96		32.06	
Impairment/(Reversal) on financial instruments	33.54		14.21		0.62	
Realised gain/loss on financial instruments	(5,550.27)		(1,410.45)		(4,113.24)	
Unrealised gain/loss on financial instruments	(4,970.69)		(3,278.66)		(4,640.40)	
Finance costs	21.18		88.53		168.34	
Dividend income	(241.75)		(196.02)		(203.17)	
Interest on FD			(9.62)		(9.62)	
Sundry balance written off			-		0.05	
		(10,704.36)		(4,790.81)		(8,764.81)
Operating profit before working capital changes		3,633.39		810.63		3,582.25
<i>Changes in working capital:</i>						
<i>Adjustments for (increase) / decrease in assets:</i>						
Stock in trade (securities held for trading)	4.10		(3.01)		(2.06)	
Receivables	141.80		-		(141.80)	
Loans	(8,263.24)		(3,441.70)		(185.73)	
Other financial assets	(157.09)		(127.75)		7.37	
Other non financial assets	58.38		(2.75)		(104.05)	
<i>Adjustments for increase / (decrease) in liabilities:</i>						
Payables	(1,241.90)		23.13		1,328.83	
Other financial liabilities	(24.48)		(28.40)		14.49	
Other non-financial liabilities	2.26	(9,480.17)	(2.44)	(3,582.92)	(3.69)	913.36
Cash generated from operations		(5,846.78)		(2,772.29)		4,495.61
Net income tax paid (net of refunds, if any)		(663.74)		(113.59)		(1,196.96)
Net cash flow from / (used in) operating activities (A)		(6,510.52)		(2,885.88)		3,298.65
B. Cash flow from investing activities						
Purchase of investments	(1,35,640.58)		(36,340.30)		(1,14,030.49)	
Sale of investments	1,41,170.71		40,911.18		1,13,139.41	
Fixed Assets purchased	(0.85)		-		(1.00)	
Fixed deposit matured	-		13.38		13.38	
Dividend received	240.57	5,769.84	193.82	4,778.09	203.17	(675.53)
Net cash flow from / (used in) investing activities (B)		5,769.84		4,778.09		(675.53)
C. Cash flow from financing activities						
Borrowings (Other than debt Securities)						
Proceeds	18,070.00		15,090.50		31,519.00	
Repayment	(17,570.00)		(13,190.50)		(33,719.00)	
Finance costs	(11.62)		(102.65)		(176.07)	
		488.38		1,797.35		(2,376.07)
Net cash flow from / (used in) financing activities (C)		488.38		1,797.35		(2,376.07)
Net increase / (decrease) in Cash and cash equivalents (A+B+C)		(252.31)		3,689.56		247.05
Cash and cash equivalents at the beginning of the year		259.86		12.81		12.81
Cash and cash equivalents at the end of the period		7.55		3,702.36		259.86
Cash and cash equivalents at the end of the period*						
* Comprises:						
(a) Cash on hand		0.24		0.57		0.75
(b) Balances with banks:						
(i) In current accounts		7.31		3,701.80		259.61
Total		7.55		3,702.36		259.86




Independent Auditor's Review Report on the Quarter and Six months Unaudited Consolidated Financial Results of the Company Pursuant to the Regulation 33 of the SEBI (Listing Obligations and Disclosure Requirements) Regulations, 2015, as amended

To
The Board of directors,
Saraswati Commercial (India) Limited

1. We have reviewed the accompanying statement of Unaudited consolidated financial results of Saraswati Commercial (India) limited ("the parent") and its subsidiaries (the parent and its subsidiaries together referred to as " the Group") for the quarter and six months ended September 30, 2024 ("the statement"), being submitted by the parent pursuant to the requirement of regulation 33 of the SEBI (listing obligations and disclosure requirements) regulations, 2015 as amended ('The regulation'), read with SEBI circular No. CIR/CFD/CMD1/44/2019 dated March 29, 2019 ('the Circular').
2. This statement, which is the responsibility of the Parent's management and approved by the parent's board of directors, has been prepared in accordance with the recognition and measurement principles laid down in Indian accounting standard 34 "Interim Financial Reporting ("Ind AS 34"), prescribed under section 133 of the companies act, 2013, and other accounting principles generally accepted in India. Our responsibility is to express a conclusion on the statement based on our review.
3. We conducted our review of the statement in accordance with the standard on review engagements (SRE) 2410 "Review of Interim Financial Information Performed by the Independent Auditor of the Entity", issued by the Institute of Chartered Accountants of India. This standard requires that we plan and perform the review to obtain moderate assurance as to whether the financial statements are free of material misstatement. A review of interim financial information consists of making inquires, primarily of persons responsible for financial and accounting matters, and applying analytical and other review procedures. A review is substantially less in scope than an audit conducted in accordance with standards on auditing and consequently does not enable us to obtain assurance that we would become aware of all significant matters that might be identified in an audit. Accordingly, we do not express an audit opinion.

We also performed procedures in accordance with the circular issued by the SEBI under regulation 33(8) of the SEBI (listing obligations and disclosure requirements) regulations, 2015, as amended, to the extent applicable.



4. The statement includes the results of the following entities:

Name of the entity	Relationship
Saraswati Commercial (India) Limited	Parent
Sareshwar Trading and Finance Private Limited	Subsidiary
Arkaya Commercial Private Limited	Subsidiary

5. Based on our review conducted and procedures performed as stated in paragraph 3 above, nothing has come to our attention that causes us to believe that the accompanying statement, prepared in accordance with the recognition and measurement principles laid down in the aforesaid Indian Accounting standard and other accounting principles generally accepted in India ,has not disclosed in terms of regulation 33 of the SEBI (listing obligations and disclosure requirements) regulations ,2015, as amended, including the manner in which it is to be disclosed, or that it contains any material misstatement.

6. The accompanied Statement includes the unaudited interim standalone financial results/financial information in respect of

a. Two subsidiaries whose interim financial result reflect;

Particulars	(Rs. In Lakhs)
Total Assets as on September 30,2024	1287.79
Net cash outflow for the six months ended on September 30,2024	0.27

Particulars	For the quarter ended	For the six months ended
	September 30, 2024 (Rs. In Lakhs)	September 30, 2024 (Rs. In Lakhs)
Total Revenue	0.19	0.37
Total Net Profit / (Loss) after Tax	(0.13)	(0.21)
Other Comprehensive Income	Nil	(37.44)
Total Comprehensive Income	(0.13)	(37.65)

as considered in the Statement.

These unaudited interim standalone financial results/financial information have not been reviewed by their auditors and have been approved and furnished to us by the Management and our conclusion on the Statement, in so far as it relates to the amounts and disclosures included in respect of these subsidiaries, is based solely on such unaudited interim standalone financial results/financial information. According to the information and explanations given to us by the Management, these unaudited interim standalone financial results/financial information are not material to the Group.



Our conclusion on the Statement is not modified in respect of our reliance on the unaudited interim standalone financial results/ financial information certified by the Management.

For Ajmera Ajmera & Associates
Chartered Accountants
Firm Registration No: 123989W



Sandeep Ajmera

Partner

Membership No. 48277

Place: Mumbai

Date: 12/11/2024

UDIN: 24048277BKEIWx2257



SARASWATI COMMERCIAL (INDIA) LIMITED

CIN : L51909MH1983P1C166605

Regd. Office : 209-210, Arcadia Building, 195, Nariman Point, Mumbai - 400 021

Tel. : 022-40198600, Fax : 022-40198650; Website: www.saraswaticommercial.com; Email: saraswati.investor@gcvl.in

STATEMENT OF UNAUDITED CONSOLIDATED FINANCIAL RESULTS FOR THE QUARTER AND SIX MONTHS ENDED SEPTEMBER 30, 2024

(Rs. in Lakhs except sr.no. 13)

Sr. No	Particulars	Quarter ended			Six months ended		Year ended
		September 30, 2024 (Unaudited)	June 30, 2024 (Unaudited)	September 30, 2023 (Unaudited)	September 30, 2024 (Unaudited)	September 30, 2023 (Unaudited)	March 31, 2024 (Audited)
1	Income						
(i)	Revenue from operations						
	(a) Interest income	117.55	35.66	129.14	153.21	211.58	404.29
	(b) Dividend income	193.54	48.21	166.81	241.75	196.02	203.17
	(c) Net gain/(loss) on fair value changes	7,519.98	6,737.70	2,560.96	14,257.68	5,402.65	12,226.82
	Total revenue from operations	7,831.08	6,821.57	2,856.91	14,652.64	5,810.25	12,834.28
(ii)	Other Income	-	-	9.62	-	9.62	0.01
	Total Income (i+ii)	7,831.08	6,821.57	2,866.53	14,652.64	5,819.88	12,834.29
2	Expenses						
	(a) Finance costs	14.85	6.41	42.08	21.26	88.60	168.50
	(b) Impairment on financial instruments	33.39	0.14	(2.65)	33.54	14.21	0.62
	(c) Employee benefits expense	68.12	56.53	37.40	124.65	70.45	232.53
	(d) Depreciation expenses	0.27	0.19	0.14	0.46	0.25	0.54
	(e) Other expenses	58.73	76.43	25.55	135.17	45.12	85.29
	Total Expenses	175.36	139.71	102.51	315.07	218.63	487.49
3	Profit before tax (1 - 2)	7,655.71	6,681.86	2,764.02	14,337.57	5,601.24	12,346.80
4	Tax expenses						
	(a) Current tax	1,063.53	914.10	176.00	1,977.63	277.00	1,146.00
	(b) Deferred tax	259.73	523.18	206.75	782.92	501.20	809.58
	(c) Tax adjustments of earlier years (net)	-	-	0.93	-	0.93	0.91
	Total tax expenses	1,323.26	1,437.28	383.68	2,760.54	779.13	1,956.49
5	Net profit/(loss) after tax (3 - 4)	6,332.45	5,244.57	2,380.33	11,577.03	4,822.11	10,390.30
6	Other Comprehensive Income						
	(a) Items that will not be reclassified to profit or loss						
	Equity instruments through other comprehensive income	2,473.11	4,318.93	505.15	6,792.04	2,091.09	17,652.62
	(b) Income tax on the above	(362.11)	(1,752.53)	(72.97)	(2,114.63)	(216.40)	(1,995.22)
	Total Other Comprehensive Income (a + b)	2,111.00	2,566.40	432.19	4,677.40	1,874.69	15,657.40
7	Total Comprehensive Income (5 + 6)	8,443.45	7,810.97	2,812.52	16,254.43	6,696.80	26,047.70
8	Net profit/(loss) for the period (5) attributable to:						
	Owners of the company	6,332.50	5,244.61	2,380.38	11,577.10	4,822.19	10,390.42
	Non-controlling interests	(0.05)	(0.03)	(0.05)	(0.08)	(0.08)	(0.12)
9	Other Comprehensive Income for the period (6) attributable to:						
	Owners of the company	2,111.00	2,580.91	432.19	4,691.91	1,874.69	15,516.26
	Non-controlling interests	-	(14.51)	-	(14.51)	-	141.14
10	Total Comprehensive Income for the period (7) attributable to:						
	Owners of the company	8,443.50	7,825.52	2,812.57	16,269.02	6,696.88	25,906.68
	Non-controlling interests	(0.05)	(14.55)	(0.05)	(14.59)	(0.08)	141.02
11	Paid up Equity share capital (Face value Re.10/- per share)	102.99	102.99	102.99	102.99	102.99	102.99
12	Other equity (excluding revaluation reserve)						69,615.58
13	Earnings per share (Rs) (Face value of Rs 10/- each)						
	Basic (not annualised)	614.85	509.22	231.12	1,124.07	468.21	1008.85*
	Diluted (not annualised)	614.85	509.22	231.12	1,124.07	468.21	1008.85*

*annualised



SARASWATI COMMERCIAL (INDIA) LIMITED

CIN : L51909MH1983PLC166605

Regd. Office : 209-210, Arcadia Building, 195, Nariman Point, Mumbai - 400 021

Tel. : 022-40198600, Fax : 022-40198650; Website: www.saraswaticommercial.com; Email: saraswati.investor@gcvl.in

STATEMENT OF CONSOLIDATED ASSETS AND LIABILITIES

(Rs. In Lakhs)

Sr. No	Particulars	Six months ended	
		As at September 30, 2024	Year ended As at March 31, 2024
		Unaudited	Audited
	ASSETS		
(1)	Financial Assets		
	(a) Cash and cash equivalents	8.42	260.99
	(b) Receivables		
	(i) Trade receivables		141.80
	(c) Loans	8,428.62	198.92
	(d) Investments	87,976.70	76,193.46
	(e) Stock in trade (securities held for trading)	7.34	11.44
	(f) Other financial assets	158.28	0.01
	Total Financial Assets	96,579.36	76,806.62
(2)	Non-financial Assets		
	(a) Current tax assets (net)	0.02	10.77
	(b) Property, Plant and Equipment	4.54	4.14
	(c) Other non-financial assets	147.99	206.29
	Total Non-financial Assets	152.55	221.21
	TOTAL ASSETS	96,731.91	77,027.83
	LIABILITIES AND EQUITY		
	LIABILITIES		
(1)	Financial Liabilities		
	(a) Payables		
	(i) Trade Payables		
	(i) total outstanding dues of micro and small enterprises	0.12	0.16
	(ii) total outstanding dues of creditors other than micro and small enterprises	93.93	1,335.96
	(b) Borrowings (other than debt securities)	511.60	1.50
	(c) Other financial liabilities	32.47	56.95
	Total Financial Liabilities	638.12	1,294.58
(2)	Non-financial liabilities		
	(a) Current tax liabilities (net)	1,376.51	
	(b) Provisions	51.30	48.12
	(c) Deferred tax liabilities (net)	8,239.88	5,415.70
	(d) Other non-financial liabilities	2.87	0.62
	Total Non-financial Liabilities	9,670.56	5,464.44
(3)	EQUITY		
	(a) Equity share capital	102.99	102.99
	(b) Other equity	85,884.60	69,615.58
	Equity attributable to owners of the company	85,987.59	69,718.57
	(c) Non-controlling interests	435.65	450.24
	Total Equity	86,423.24	70,168.81
	TOTAL LIABILITIES AND EQUITY	96,731.91	77,027.83



STATEMENT OF CONSOLIDATED CASH FLOWS

(Rs. In Lakhs)

Particulars	Six months ended				For the year ended	
	September 30, 2024 (Unaudited)	September 30, 2024 (Unaudited)	September 30, 2023 (Unaudited)	September 30, 2023 (Unaudited)	March 31, 2024 (Audited)	March 31, 2024 (Audited)
A. Cash flow from operating activities						
Net profit before tax		14,337.57		5,601.24		12,346.80
Adjustments for:						
Depreciation expenses	0.46		0.25		0.54	
Provision for leave encashment	3.18		0.96		32.06	
Impairment/(Reversal) on financial instruments	33.54		14.21		0.62	
Realised gain/loss on financial instruments	(5,550.27)		(1,410.52)		(4,113.31)	
Unrealised gain/loss on financial instruments	(4,971.06)		(3,278.94)		(4,641.03)	
Finance costs	21.26		88.60		168.50	
Dividend income	(241.75)		(196.02)		(203.17)	
Interest on FD	-		(9.62)		(9.62)	
Cundry balance written off	-		-		0.05	
		(10,704.65)		(4,791.08)		(8,765.36)
Operating profit before working capital changes		3,632.92		810.16		3,581.43
Changes in working capital:						
Adjustments for (increase) / decrease in assets:						
Stock in trade (securities held for trading)	4.10		(3.01)		(2.06)	
Receivables	141.80		-		(141.80)	
Loans	(8,263.24)		(3,441.70)		(185.73)	
Other financial assets	(157.09)		(127.75)		7.37	
Other non financial assets	58.30		(2.83)		(104.01)	
Adjustments for increase / (decrease) in liabilities:						
Payables	(1,242.02)		23.13		1,328.88	
Other financial liabilities	(24.54)		(28.34)		14.49	
Other non-financial liabilities	2.25	(9,480.43)	(2.55)	(3,583.05)	(3.71)	913.42
Cash generated from operations		(5,847.51)		(2,772.89)		4,494.86
Net income tax paid (net of refunds, if any)		(663.74)		(113.59)		(1,196.76)
Net cash flow from / (used in) operating activities (A)		(6,511.25)		(2,886.48)		3,298.09
B. Cash flow from investing activities						
Purchase of investments	(1,35,640.58)		(36,340.30)		(1,14,030.49)	
Sale of investments	1,41,170.71		40,912.18		1,13,140.41	
Fixed Assets purchased	(0.85)		-		(1.00)	
Fixed deposit matured	-		13.38		13.38	
Dividend received	240.57	5,769.84	193.82	4,779.09	203.17	(674.53)
Net cash flow from / (used in) investing activities (B)		5,769.84		4,779.09		(674.53)
C. Cash flow from financing activities						
Borrowings (Other than debt Securities)						
Proceeds	18,070.50		15,090.50		31,520.50	
Repayment	(17,570.00)		(13,190.50)		(33,720.50)	
Finance costs	(11.66)		(102.69)		(176.22)	
		488.84		1,797.31		(2,376.22)
Net cash flow from / (used in) financing activities (C)		488.84		1,797.31		(2,376.22)
Net increase / (decrease) in Cash and cash equivalents (A+B+C)		(252.58)		3,689.92		247.34
Cash and cash equivalents at the beginning of the year		260.99		13.65		13.65
Cash and cash equivalents at the end of the period		8.42		3,703.57		260.99
Cash and cash equivalents at the end of the period *						
* Comprises:						
(a) Cash on hand		0.33		0.71		0.37
(b) Balances with banks						
(i) In current accounts		8.09		3,702.86		260.62
Total		8.42		3,703.57		260.99



SARASWATI COMMERCIAL (INDIA) LIMITED

CIN : L51909MH1983PLC166605

Regd. Office : 209-210, Arcadia Building, 195, Nariman Point, Mumbai - 400 021

Tel. : 022-40198600, Fax : 022-40198650; Website: www.saraswatcommercial.com; Email: saraswati.investor@gcvl.in

Notes:

- The above Consolidated and Standalone unaudited financial results for the quarter and six months ended September 30, 2024 have been reviewed by the Audit committee and on its recommendation, have been approved by the Board of Directors at its meeting held on November 12, 2024 in accordance with regulation 33 of SEBI (Listing Obligations and Disclosure Requirements) Regulations, 2015, as amended. The aforesaid results have been subjected to limited review by Statutory Auditors of the company who have issued unmodified report thereon.
- The said Consolidated and Standalone unaudited financial results have been prepared in accordance with the recognition and measurement principles laid down in the Indian Accounting Standard prescribed under Section 133 of the Companies Act, 2013 read with relevant Rules issued thereunder and other accounting principles generally accepted in India.
- Figure of Net gain/(loss) of fair value changes includes gain / (loss) on trading of shares & securities held as Stock in trade, gain / (loss) from shares trading in derivatives segment and realized / unrealized gain or (loss) on financial instruments fair value through profit & loss account (FVTPL).
- Impairment on financial instruments is the value of provision made on Standard Loan assets on reporting date @ 0.40 % as per RBI Prudential norms. Company's all Loan assets are "Standard Assets" as per asset classification norms given in Master Direction -RBI/DNBR/2016-17/45-Master Direction DNBR.PD.008/03.10.119/2016-17.
- Group is engaged primarily in the business of "Investments, trading in shares and securities & Lending Activities" and accordingly there are no separate reportable segments as per Ind AS 108 dealing with Operating Segment.

Segment-wise Income and Assets are given below:

Particulars	Standalone			
	Quarter ended	Quarter ended	Half year ended	Year ended
	30.09.2024	30.06.2024	30.09.2024	31.03.2024
A. Income				
1. Investments, trading in shares and securities	10,186.44	11,104.66	21,291.10	29,673.38
2. Lending activities	117.55	35.66	153.21	404.29
Total	10,304.00	11,140.31	21,444.31	30,077.68
B. Net Assets				
1. Investments, trading in shares and securities	86,717.49	80,016.42	86,717.49	74,938.72
2. Lending activities	8,428.62	194.54	8,428.62	198.92
3. Unallocated	318.16	6,709.10	318.16	622.73
Total	95,464.27	86,920.05	95,464.27	75,760.36

Particulars	Consolidated			
	Quarter ended	Quarter ended	Half year ended	Year ended
	30.09.2024	30.06.2024	30.09.2024	31.03.2024
A. Income				
1. Investments, trading in shares and securities	10,186.63	11,104.84	21,291.47	30,082.61
2. Lending activities	117.55	35.66	153.21	404.29
Total	10,304.18	11,140.50	21,444.68	30,486.90
B. Net Assets				
1. Investments, trading in shares and securities	87,984.04	81,282.78	87,984.04	76,204.90
2. Lending activities	8,428.62	194.54	8,428.62	198.92
3. Unallocated	319.25	6,710.25	319.25	624.01
Total	96,731.91	88,187.57	96,731.91	77,027.83

6) The Consolidated and Standalone unaudited financial results for the quarter and six months ended September 30, 2024 are being uploaded on the Company's website viz., www.saraswatcommercial.com and the websites of BSE Limited viz., www.bseindia.com.

7) Amount below Rs. 500 is denoted by "0.00" in financial results.

8) The previous quarter/year's figures have been regrouped/ reclassified wherever necessary to confirm to the current quarter and year's presentation.

For and on behalf of the Board of Directors



Vaishali Dhuri
Whole Time Director
DIN : 03607657

Dated : November 12, 2024
Place : Mumbai

